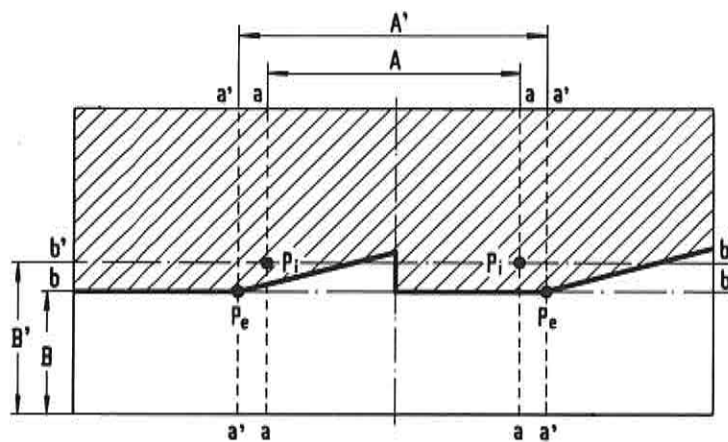


Basic wiring diagram.


Headlamp aiming diagram.



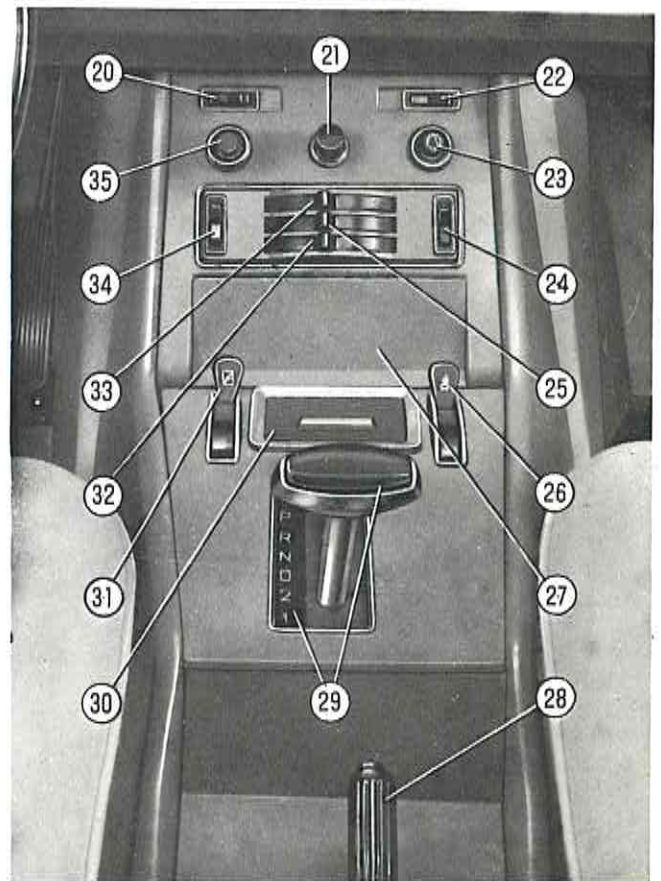
$A = 39.724''$ (100.9 cm). - $A' = 54.015''$ (137.2 cm). - $B = C - 4.921''$ (12.5 cm), for new car; - $B = C - 3.937''$ (10 cm), for settled car. - $B' = C - 2.953''$ (7.5 cm), for new and settled car. - $C =$ ground clearance of headlamp centers measured when aiming.

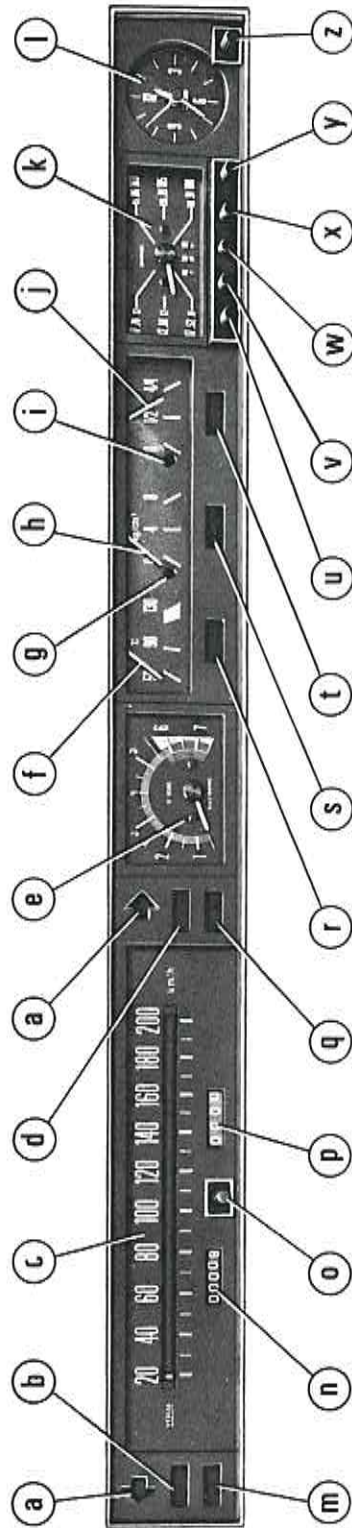
Above data apply to an unloaded car 16 ft (5 m) apart from screen.

1. Battery. - 2. Alternator. - 3. Voltage regulator. - 4. Main power relay switch. - 5. Ignition switch, also energizing starting and warning lights circuits. - 6. Relay unit for starting and indicator 36. - 7. Starting motor. - 8. Ignition coil. - 9. Ignition distributor. - 10. High beam relay (turns in when country lights are actuated). - 11. Outboard headlamps: low beam. - 12. Selector switch, outer lights and low beam flashes. - 13. High beam indicator (blue light). - 14. Inboard headlamps: high beam. - 15. Outer lighting master switch. - 16. Front lamps: parking lights. - 17. Rear lamps: parking lights. - 18. License plate light. - 19. Parking light indicator (green light). - 20. Trunk compartment light. - 21. Cigar lighter spot light. - 22. Engine compartment light. - 23. Push switch for light 22. - 24. Back-up light. - 25. Back-up light push switch. - 26. Instrument light rheostat and switch. - 27. Stop light jam switch. - 28. Rear lamps: stop lights. - 29. Direction signal flasher unit. - 30. Direction signal switch. - 31. Front lamp: direction signal lights. - 32. Side-mounted direction signal lights. - 33. Rear lamps: direction signal lights. - 34. Left side direction signal indicator. - 35. Right side direction signal indicator. - 36. No-charge indicator (red light). - 37. Instrument lights. - 38. Tachometer. - 39. Fuel reserve supply indicator (red light). - 40. Fuel gauge. - 41. Fuel gauge tank unit. - 42. Choke « on » warning light (yellow). - 43. Choke « on » warning light push switch. - 44. Oil pressure gauge. - 45. Oil gauge sending unit. - 46. Low oil pressure indicator (red light). - 47. Low oil pressure indicator and electric fuel pump switch. - 48. Coolant temperature gauge. - 49. Temperature gauge sending unit. - 50. Temperature gauge ballast resistor. - 51. Temperature gauge thermal switch: shifts pointer to scale end (dangerous engine temperature) irrespective of impulses from sending unit 49. - 52. Clock. - 53. Rear window demister « on » indicator (orange light). - 54. Heater electric fan « on » indicator (violet light). - 55. Brake failure (steady light) or parking brake « on » (blinking light) indicator (red). - 56. Three-position windshield wiper and washer switch. - 57. Wiper motor stroke timer switch (with relay built-in). - 58. Electric fuel pump relay switch. - 59. Glove compartment light with push switch built-in. - 60. Parking brake « on » indicator flasher unit. - 61. Parking brake « on » indicator jam switch. - 62. Low brake fluid level indicator sending unit. - 63. Brake caliper lining wear indicator device. - 64. Windshield washer pump. - 65. Windshield wiper unit. - 66. Wiper arm stroke adjusting rheostat. - 67. Three-position switch controlling heater electric fan. - 68. Two-speed motor, heater fan. - 69. Switch for thermal-resistored rear window. - 70. Relay for thermal-resistored rear window. - 71. Thermal-resistored rear window. - 72. Radiator cooling fan relay. - 73. Thermal switch for relay 72. - 74. Radiator cooling fan motor. - 75. Electric fuel pump. - 76. Horn compressor. - 77. Horn relay. - 78. Horn switch. - 79. Horn button. - 80. Electric horn (town). - 81. Cigar lighter. - 82. Courtesy light jam switch on door opening contour. - 83. Dome light with switch built-in. - 84. Interior light on door pillar with switch built-in. - 85. Jam-switch on door opening contour, for light 84. - 86. Jam-switch on door opening contour, for L.H. front quarter door « open » warning light. - 87. L.H. front quarter door « open » warning light. - 88. R.H. front quarter door « open » warning light. - 89. Jam-switch on door opening contour, for R.H. front quarter door « open » warning light. - 90. Jam-switch on door opening contour, for R.H. quarter door « open » warning light. - 91. R.H. rear quarter door « open » warning light. - 92. L.H. rear quarter door « open » warning light. - 93. Jam-switch on door opening contour, for L.H. rear quarter door « open » warning light. - 94. Single-pole power outlet.



1. Headlight selector lever. - 2. Direction signal control lever. - 3. Movable and adjustable outlets, for warm or cool air admission to front compartment or front quarter windows. - 4. Horn button. - 5. Three-position switch, for outer lighting control. - 6. Three-position lever, for windshield wiper and washer control. - 7. Instrument cluster. - 8. Diffusers, blowing air against windshield. - 9. Engine compartment lid catch control. - 10. Fuse box. - 11. Selector knob for warm or cold air admission from outlets 3. - 12. Inspection lamp socket. - 13. Steering wheel adjuster control. - 14. Service brake pedal. - 15. Key-switch to control ignition, starting, warning lights and anti-theft device. - 16. Accelerator pedal. - 17. Switch for electric radio aerial (optional). - 18. Glove compartment. - 19. Radio loudspeaker (optional). - 20. Selector switch for horns: electric (town), air-electric (country). - 21. Cigar lighter. - 22. Switch (spare). - 23. Switch and rheostat, for instrument lighting. - 24. Switch for rear window demister. - 25. Heater-air control lever. - 26. Carburetor choke control lever. - 27. Ornamental cover for installation of possible extra units (electric window winder switches, etc.). - 28. Parking brake ratchet lever. - 29. Automatic transmission selector, with gear indicator light. - 30. Front ash receiver. - 31. Manual accelerator lever. - 32. Warmed air control to windshield and car interior. - 33. Heater air intake control. - 34. Three-position switch to control heater fan. - 35. Wiper arm stroke timer knob.





Instrument cluster.

- | | |
|--|--|
| <ul style="list-style-type: none"> a. Right and left turn indicators. b. Rear window demister « on » warning light. c. Speedometer. d. Parking light indicator. e. Engine tachometer. f. Coolant temperature gauge. g. Low oil pressure indicator. h. Oil pressure gauge. i. Fuel reserve supply indicator. j. Fuel gauge. k. Radio receiver (optional). l. Electric clock. m. Heater fan « on » indicator. | <ul style="list-style-type: none"> n. Total odometer. o. Trip odometer setting knob. p. Trip odometer. q. High beam indicator. r. No-charge indicator. s. Parking brake « on », low brake fluid level, brake lining wear warning light. t. Choke « on » warning light. u. Radio « on-off » and volume control push-button. v. Tone adjusting push-button. w. Waveband shifting push-button. x. Local and remote station tuning push-button. y. Manual (pull) and electronic (push) tuning control. z. Clock setting knob. |
|--|--|